

### Top Structure

- Sound-deadened between top and channels
- Reinforced hat channel under top
- Square top edge with safety-use care



### Leg Support

- Round tube structure legs with adjustable feet, castors available
- 84" and 96" models have 6 legs for extra strength



### Note

- All products support customisation, we will meet your many custom needs!



### Under Structure

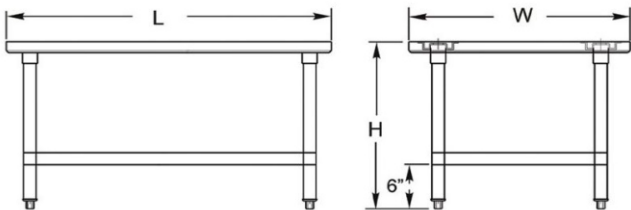
- Available in Galvanized or Stainless steel Under Shelf
- Available in Stainless steel Cross-rails Under structure



### Package

- Shipped knocked-down for saving space
- Standard exporting carton package

●Work Tables With Flat Top



Customized services available

1. Customizable material

Optional material for topsurface	<input type="checkbox"/> 304 Stainless Steel
	<input type="checkbox"/> 430 Stainless Steel
	<input type="checkbox"/> Galvanized sheet
Optional material for Undershelf	<input type="checkbox"/> 304 Stainless Steel
	<input type="checkbox"/> 430 Stainless Steel
	<input type="checkbox"/> Galvanized sheet
Optional material for legs	<input type="checkbox"/> 304 Stainless Steel
	<input type="checkbox"/> 430 Stainless Steel
	<input type="checkbox"/> Galvanized sheet

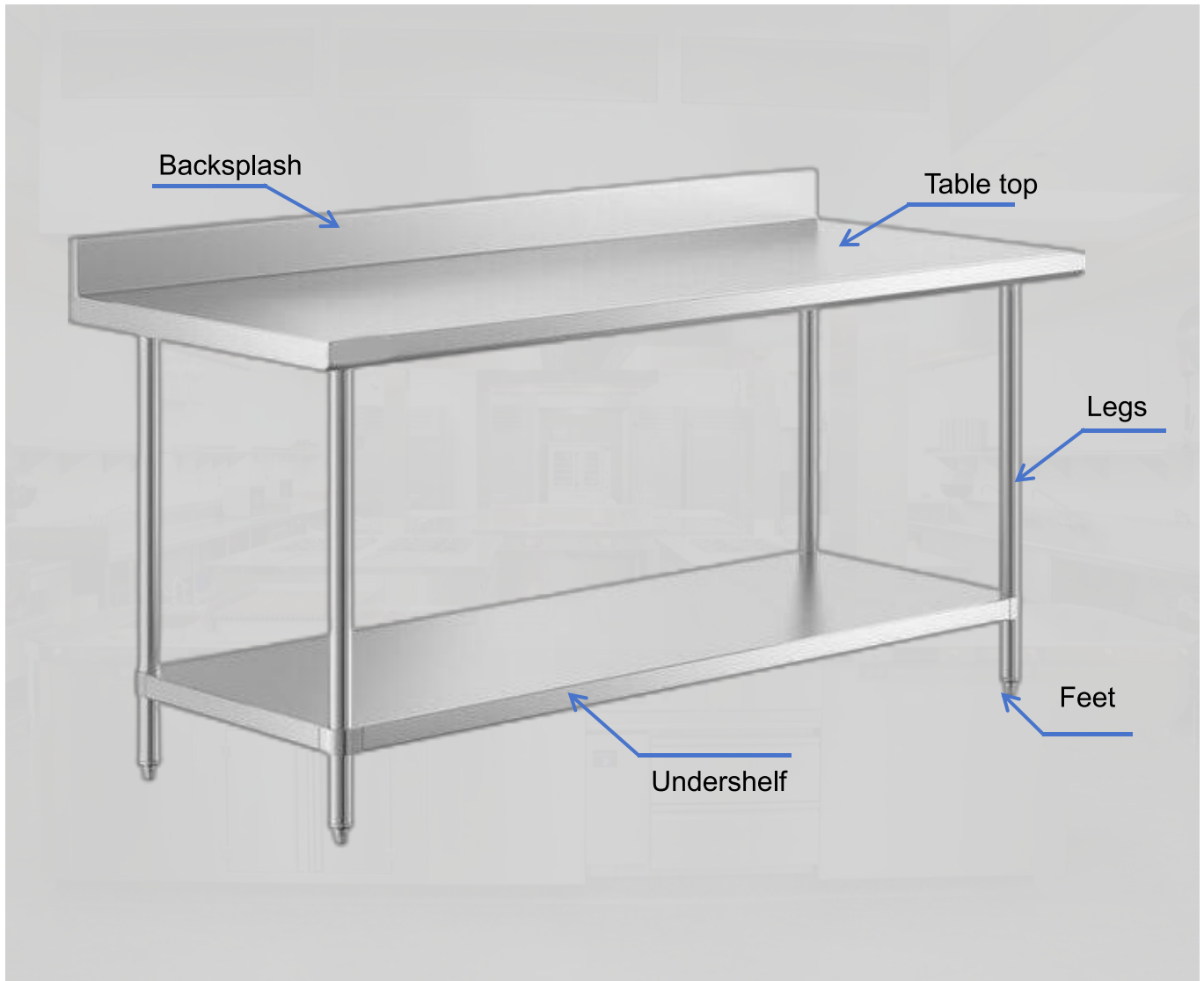
2. Feet accessories style

- ☐ Stainless bullet feet
- ☐ Plastic bullet feet
- ☐ Casters

3. Sockets style

- ☐ Aluminum castings
- ☐ Integral welding

Item No.	Length"	Widt h"	Height "	Table Style	Backsplash	Backsplash height(in)"	Thickness
WT-122434	12	24	34	with undershelf	without	/	14 Gauge/16 Gauge/18 Gauge
WT-152434	15	24	34	with undershelf	without	/	14 Gauge/16 Gauge/18 Gauge
WT-182434	18	24	34	with undershelf	without	/	14 Gauge/16 Gauge/18 Gauge
WT-242434	24	24	34	with undershelf	without	/	14 Gauge/16 Gauge/18 Gauge
WT-362434	36	24	34	with undershelf	without	/	14 Gauge/16 Gauge/18 Gauge
WT-482434	48	24	34	with undershelf	without	/	14 Gauge/16 Gauge/18 Gauge
WT-602434	60	24	34	with undershelf	without	/	14 Gauge/16 Gauge/18 Gauge
WT-722434	72	24	34	with undershelf	without	/	14 Gauge/16 Gauge/18 Gauge
WT-842434	84	24	34	with undershelf	without	/	14 Gauge/16 Gauge/18 Gauge
WT-962434	96	24	34	with undershelf	without	/	14 Gauge/16 Gauge/18 Gauge
WT-123034	12	30	34	with undershelf	without	/	14 Gauge/16 Gauge/18 Gauge
WT-153034	15	30	34	with undershelf	without	/	14 Gauge/16 Gauge/18 Gauge
WT-183034	18	30	34	with undershelf	without	/	14 Gauge/16 Gauge/18 Gauge
WT-363034	36	30	34	with undershelf	without	/	14 Gauge/16 Gauge/18 Gauge
WT-483034	48	30	34	with undershelf	without	/	14 Gauge/16 Gauge/18 Gauge
WT-603034	60	30	34	with undershelf	without	/	14 Gauge/16 Gauge/18 Gauge
WT-723034	72	30	34	with undershelf	without	/	14 Gauge/16 Gauge/18 Gauge
WT-843034	84	30	34	with undershelf	without	/	14 Gauge/16 Gauge/18 Gauge
WT-963034	96	30	34	with undershelf	without	/	14 Gauge/16 Gauge/18 Gauge



### Top Structure

- Sound-deadened between top and channels
- Reinforced hat channel under top
- Square top edge with safety—use care



### Leg Support

- Round tube structure legs with adjustable feet, castors available
- 84" and 96" models have 6 legs for extra strength



### Note

- All products support customisation, we will meet your many custom needs!



### Under Structure

- Available in Galvanized or Stainless steel Under Shelf
- Available in Stainless steel Cross-rails Under structure



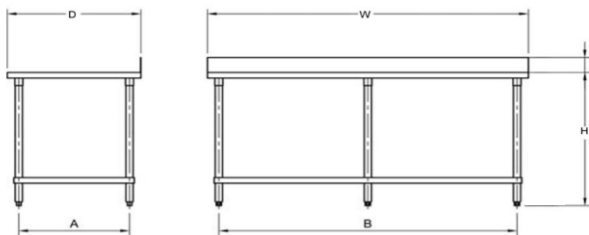
### Package

- Shipped knocked-down for saving space
- Standard exporting carton package

● Work Table With backsplash



☐ One side    ☐ Three side



Customized services available

1. Customizable material

Optional material for topsurface	<input type="checkbox"/> 304 Stainless Steel
	<input type="checkbox"/> 430 Stainless Steel
	<input type="checkbox"/> Galvanized sheet
Optional material for Undershelf	<input type="checkbox"/> 304 Stainless Steel
	<input type="checkbox"/> 430 Stainless Steel
	<input type="checkbox"/> Galvanized sheet
Optional material for legs	<input type="checkbox"/> 304 Stainless Steel
	<input type="checkbox"/> 430 Stainless Steel
	<input type="checkbox"/> Galvanized sheet

2. Feet accessories style

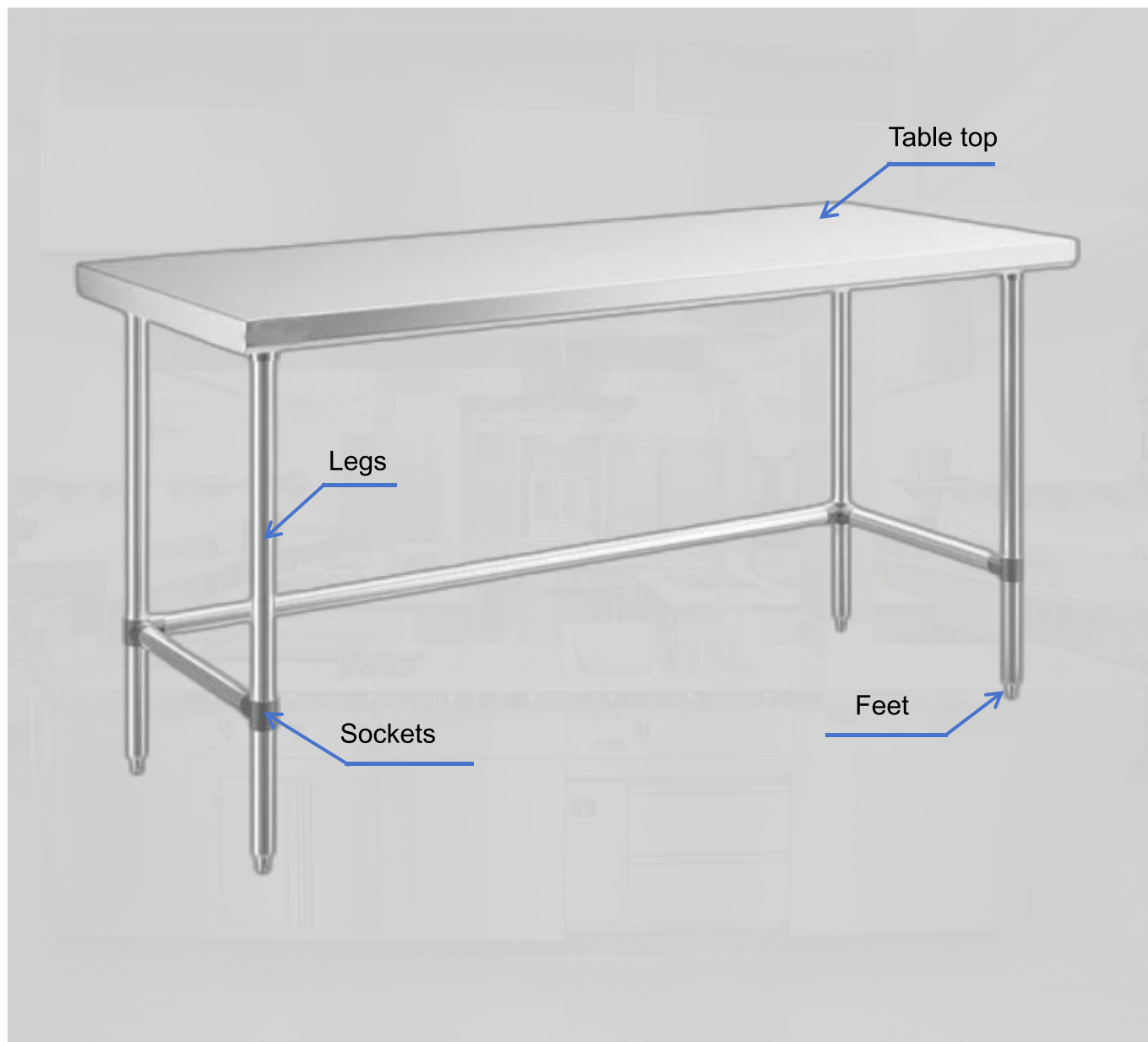
<input type="checkbox"/> Stainless bullet feet
<input type="checkbox"/> Plastic bullet feet
<input type="checkbox"/> Casters

3. Sockets style

<input type="checkbox"/> Aluminum castings
<input type="checkbox"/> Integral welding

Item No.	Length"	Width"	Height "	Table Style	Backsplash	Backsplash height(in)"	Thickness
WT-122438-S1	12	24	38	with undershelf	with side	2"/4"	14 Gauge/16 Gauge/18 Gauge
WT-152438-S2	15	24	38	with undershelf	with side	2"/4"	14 Gauge/16 Gauge/18 Gauge
WT-182438-S3	18	24	38	with undershelf	with side	2"/4"	14 Gauge/16 Gauge/18 Gauge
WT-242438-S4	24	24	38	with undershelf	with side	2"/4"	14 Gauge/16 Gauge/18 Gauge
WT-362438-S5	36	24	38	with undershelf	with side	2"/4"	14 Gauge/16 Gauge/18 Gauge
WT-482438-S6	48	24	38	with undershelf	with side	2"/4"	14 Gauge/16 Gauge/18 Gauge
WT-602438-S7	60	24	38	with undershelf	with side	2"/4"	14 Gauge/16 Gauge/18 Gauge
WT-722438-S8	72	24	38	with undershelf	with side	2"/4"	14 Gauge/16 Gauge/18 Gauge
WT-842438-S9	84	24	38	with undershelf	with side	2"/4"	14 Gauge/16 Gauge/18 Gauge
WT-962438-S10	96	24	38	with undershelf	with side	2"/4"	14 Gauge/16 Gauge/18 Gauge
WT-123038-S11	12	30	38	with undershelf	with side	2"/4"	14 Gauge/16 Gauge/18 Gauge
WT-153038-S12	15	30	38	with undershelf	with side	2"/4"	14 Gauge/16 Gauge/18 Gauge
WT-183038-S13	18	30	38	with undershelf	with side	2"/4"	14 Gauge/16 Gauge/18 Gauge
WT-363038-S14	36	30	38	with undershelf	with side	2"/4"	14 Gauge/16 Gauge/18 Gauge
WT-483038-S15	48	30	38	with undershelf	with side	2"/4"	14 Gauge/16 Gauge/18 Gauge
WT-603038-S16	60	30	38	with undershelf	with side	2"/4"	14 Gauge/16 Gauge/18 Gauge
WT-723038-S17	72	30	38	with undershelf	with side	2"/4"	14 Gauge/16 Gauge/18 Gauge
WT-843038-S18	84	30	38	with undershelf	with side	2"/4"	14 Gauge/16 Gauge/18 Gauge
WT-963038-S19	96	30	38	with undershelf	with side	2"/4"	14 Gauge/16 Gauge/18 Gauge





### Top Structure

- Sound-deadened between top and channels
- Reinforced hat channel under top
- Square top edge with safely-use care



### Leg Support

- Round tube structure legs with adjustable feet, castors available
- 84" and 96" models have 6 legs for extra strength



### Package

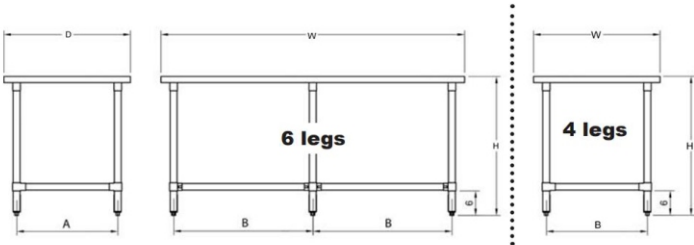
- Shipped knocked-down for saving space
- Standard exporting carton package



### Note

- All products support customisation, we will meet your many custom needs!

● More Stainless Steel Work Table



Customized services available

1. Customizable material

- Optional material for topsurface

☐ 304 Stainless Steel  
☐ 430 Stainless Steel  
☐ Galvanized sheet
- Optional material for legs

☐ 304 Stainless Steel  
☐ 430 Stainless Steel  
☐ Galvanized sheet

2. Feet accessories style

- ☐ Silicone bullet feet
- ☐ Metal bullet feet
- ☐ Casters

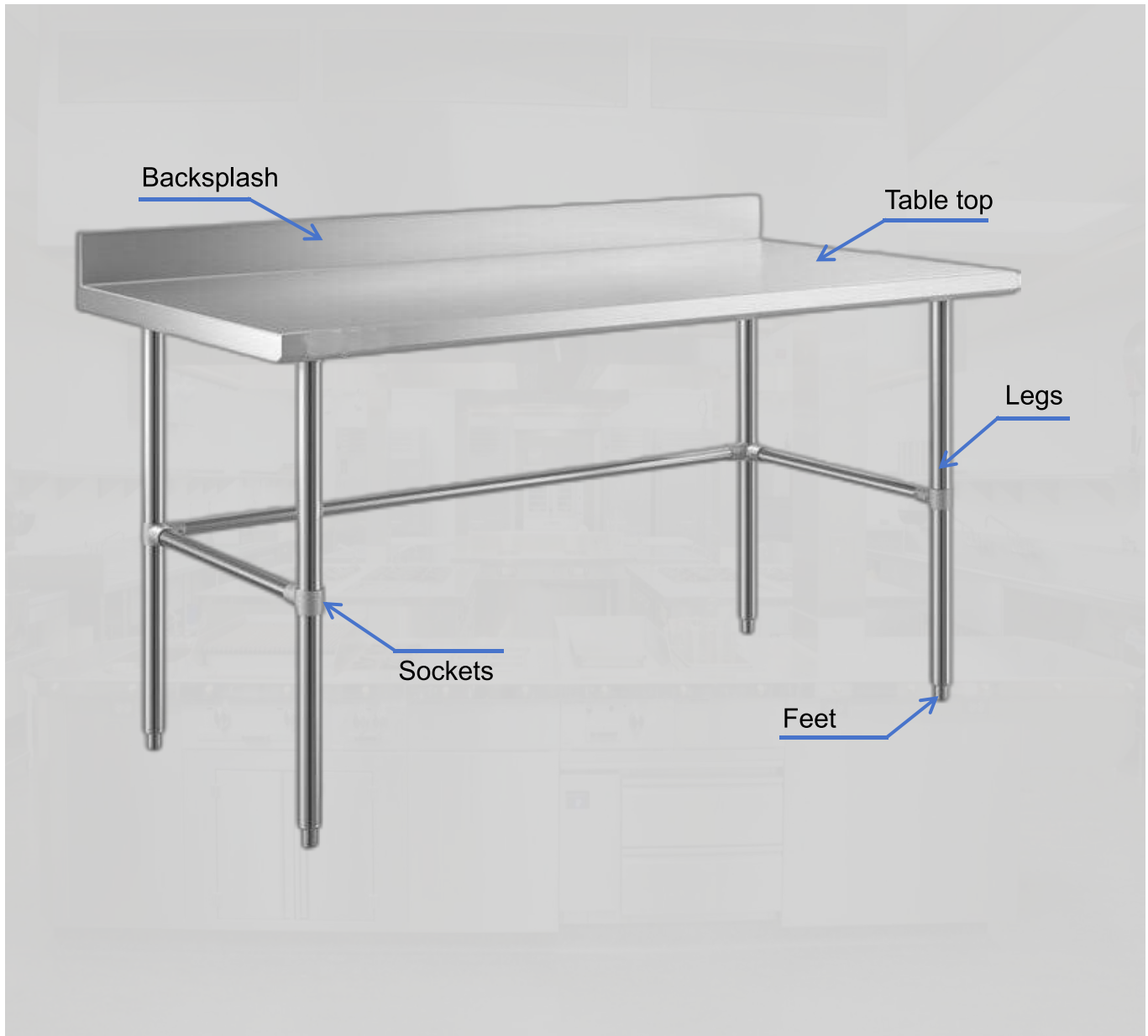
3. Sockets style

- ☐ Aluminum castings
- ☐ Integral welding

4. Front edge

- ☐ A rolled front edge
- ☐ Beveled

Item No.	Length"	Width"	Height "	Table Style	Backsplash	Backsplash height(in)"	Thickness
OBWT-122434	12	24	34	Open Base	without	/	14 Gauge/16 Gauge/18 Gauge
OBWT-152434	15	24	34	Open Base	without	/	14 Gauge/16 Gauge/18 Gauge
OBWT-182434	18	24	34	Open Base	without	/	14 Gauge/16 Gauge/18 Gauge
OBWT-242434	24	24	34	Open Base	without	/	14 Gauge/16 Gauge/18 Gauge
OBWT-362434	36	24	34	Open Base	without	/	14 Gauge/16 Gauge/18 Gauge
OBWT-482434	48	24	34	Open Base	without	/	14 Gauge/16 Gauge/18 Gauge
OBWT-602434	60	24	34	Open Base	without	/	14 Gauge/16 Gauge/18 Gauge
OBWT-722434	72	24	34	Open Base	without	/	14 Gauge/16 Gauge/18 Gauge
OBWT-842434	84	24	34	Open Base	without	/	14 Gauge/16 Gauge/18 Gauge
OBWT-962434	96	24	34	Open Base	without	/	14 Gauge/16 Gauge/18 Gauge
OBWT-123034	12	30	34	Open Base	without	/	14 Gauge/16 Gauge/18 Gauge
OBWT-153034	15	30	34	Open Base	without	/	14 Gauge/16 Gauge/18 Gauge
OBWT-183034	18	30	34	Open Base	without	/	14 Gauge/16 Gauge/18 Gauge
OBWT-363034	36	30	34	Open Base	without	/	14 Gauge/16 Gauge/18 Gauge
OBWT-483034	48	30	34	Open Base	without	/	14 Gauge/16 Gauge/18 Gauge
OBWT-603034	60	30	34	Open Base	without	/	14 Gauge/16 Gauge/18 Gauge
OBWT-723034	72	30	34	Open Base	without	/	14 Gauge/16 Gauge/18 Gauge
OBWT-843034	84	30	34	Open Base	without	/	14 Gauge/16 Gauge/18 Gauge
OBWT-963034	96	30	34	Open Base	without	/	14 Gauge/16 Gauge/18 Gauge



### Top Structure

- Sound-deadened between top and channels
- Reinforced hat channel under top
- Square top edge with safely-use care



### Leg Support

- Round tube structure legs with adjustable feet, castors available
- 84" and 96" models have 6 legs for extra strength



### Package

- Shipped knocked-down for saving space
- Standard exporting carton package



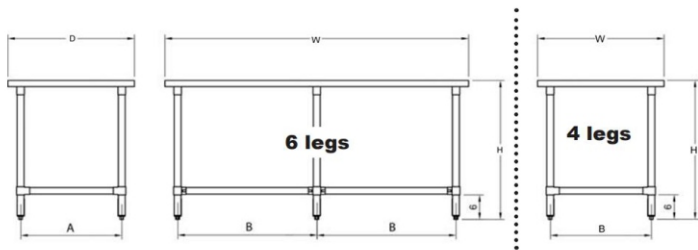
### Note

- All products support customisation, we will meet your many custom needs!

More Stainless Steel Work Table



One side    Three side



Customized services available

1. Customizable material

- Optional material for topsurface
  - 304 Stainless Steel
  - 430 Stainless Steel
  - Galvanized sheet
- Optional material for legs
  - 304 Stainless Steel
  - 430 Stainless Steel
  - Galvanized sheet

2. Feet accessories style

- Silicone bullet feet
- Metal bullet feet
- Casters

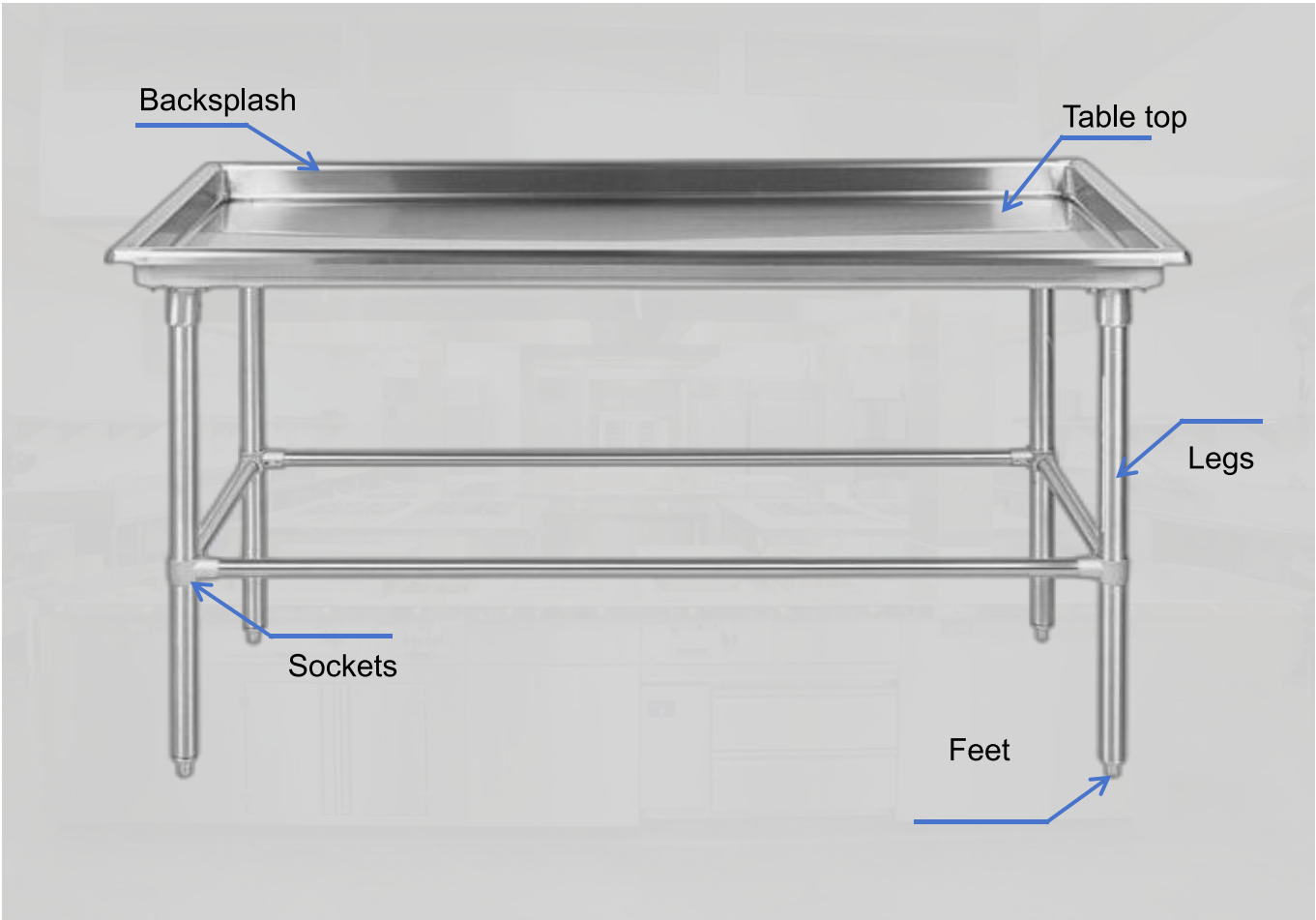
3. Sockets style

- Aluminum castings
- Integral welding

4. Front edge

- A rolled front edge
- Beveled

Item No.	Length"	Width"	Height "	Table Style	Backsplash	Backsplash height(in)"	Thickness
OBWT-122438-S1	12	24	38	Open Base	with side	2"/4"	14 Gauge/16 Gauge/18 Gauge
OBWT-152438-S2	15	24	38	Open Base	with side	2"/4"	14 Gauge/16 Gauge/18 Gauge
OBWT-182438-S3	18	24	38	Open Base	with side	2"/4"	14 Gauge/16 Gauge/18 Gauge
OBWT-242438-S4	24	24	38	Open Base	with side	2"/4"	14 Gauge/16 Gauge/18 Gauge
OBWT-362438-S5	36	24	38	Open Base	with side	2"/4"	14 Gauge/16 Gauge/18 Gauge
OBWT-482438-S6	48	24	38	Open Base	with side	2"/4"	14 Gauge/16 Gauge/18 Gauge
OBWT-602438-S7	60	24	38	Open Base	with side	2"/4"	14 Gauge/16 Gauge/18 Gauge
OBWT722438-S8	72	24	38	Open Base	with side	2"/4"	14 Gauge/16 Gauge/18 Gauge
OBWT-842438-S9	84	24	38	Open Base	with side	2"/4"	14 Gauge/16 Gauge/18 Gauge
OBWT-962438-S10	96	24	38	Open Base	with side	2"/4"	14 Gauge/16 Gauge/18 Gauge
OBWT-123038-S11	12	30	38	Open Base	with side	2"/4"	14 Gauge/16 Gauge/18 Gauge
OBWT-153038-S12	15	30	38	Open Base	with side	2"/4"	14 Gauge/16 Gauge/18 Gauge
OBWT-183038-S13	18	30	38	Open Base	with side	2"/4"	14 Gauge/16 Gauge/18 Gauge
OBWT-363038-S14	36	30	38	Open Base	with side	2"/4"	14 Gauge/16 Gauge/18 Gauge
OBWT-483038-S15	48	30	38	Open Base	with side	2"/4"	14 Gauge/16 Gauge/18 Gauge
OBWT-603038-S16	60	30	38	Open Base	with side	2"/4"	14 Gauge/16 Gauge/18 Gauge
OBWT-723038-S17	72	30	38	Open Base	with side	2"/4"	14 Gauge/16 Gauge/18 Gauge
OBWT-843038-S18	84	30	38	Open Base	with side	2"/4"	14 Gauge/16 Gauge/18 Gauge
OBWT-963038-S19	96	30	38	Open Base	with side	2"/4"	14 Gauge/16 Gauge/18 Gauge



Top Structure

- Sound-deadened between top and channels
- Reinforced hat channel under top
- Square top edge with safely-use care



Leg Support

- Round rube structure legs with adjustable feet, castors available
- 84" and 96" models have 6 legs for extra strength



Package

- Shipped knocked-down for saving space
- Standard exporting carton package



Note

- All products support customisation, we will meet your many custom needs!

Customized services available

1. Customizable material

- |                                  |   |
|----------------------------------|---|
| Optional material for topsurface | <input type="checkbox"/> 304 Stainless Steel<br><input type="checkbox"/> 430 Stainless Steel<br><input type="checkbox"/> Galvanized sheet |
| Optional material for legs       | <input type="checkbox"/> 304 Stainless Steel<br><input type="checkbox"/> 430 Stainless Steel<br><input type="checkbox"/> Galvanized sheet |

2. Feet accessories style

- |   |
|---|
| <input type="checkbox"/> Silicone bullet feet |
| <input type="checkbox"/> Metal bullet feet    |
| <input type="checkbox"/> Casters              |

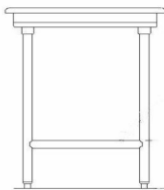
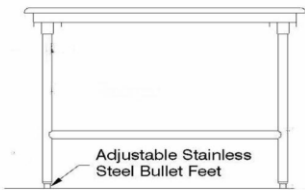
3. Sockets style

- |  |
|--|
| <input type="checkbox"/> Aluminum castings |
| <input type="checkbox"/> Integral welding  |

# Work Table Series

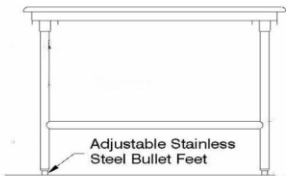


## Sorting table



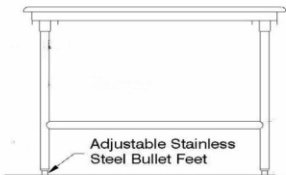
Item No.	Length"	Width"	Height "	Table Style	Thickness
ST-122438-S1	48	30	37 1/2	Cross bracing 4 sides	16 Gauge
ST-152438-S2	60	30	37 1/2	Cross bracing 4 sides	16 Gauge
ST-182438-S3	72	30	37 1/2	Cross bracing 4 sides	16 Gauge
ST-242438-S4	96	30	37 1/2	Cross bracing 4 sides	16 Gauge

## Open base Sorting table



Item No.	Length"	Width"	Height "	Table Style	Thickness
OPST-122438-S1	48	30	37 1/2	Open Base, cross bracing 3 sides	16 Gauge
OPST-152438-S2	60	30	37 1/2	Open Base, cross bracing 3 sides	16 Gauge
OPST-182438-S3	72	30	37 1/2	Open Base, cross bracing 3 sides	16 Gauge
OPST-242438-S4	96	30	37 1/2	Open Base, cross bracing 3 sides	16 Gauge

## Open base Sorting table with backplash



Item No.	Length"	Width"	Height "	Table Style	Thickness
OBWT-122438-S1	48	30	37 1/2	Open Base, cross bracing 3 sides	without
OBWT-152438-S2	60	30	37 1/2	Open Base, cross bracing 3 sides	without
OBWT-182438-S3	72	30	37 1/2	Open Base, cross bracing 3 sides	without
OBWT-242438-S4	96	30	37 1/2	Open Base, cross bracing 3 sides	without





### Top Structure

- Sound-deadened between top and channels
- Reinforced hat channel under top
- Square top edge with safety-use care



### Leg Support

- Round tube structure legs with adjustable feet, castors available
- 84" and 96" models have 6 legs for extra strength



### Note

- All products support customisation, we will meet your many custom needs!



### Under Structure

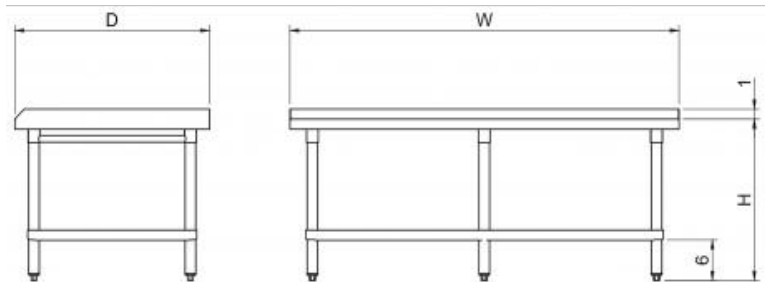
- Available in Galvanized or Stainless steel Under Shelf
- Available in Stainless steel Cross-rails Under structure



### Package

- Shipped knocked-down for saving space
- Standard exporting carton package

● Equipment stand work table



Customized services available

1. Customizable material

Optional material for topsurface	<input type="checkbox"/> 304 Stainless Steel <input type="checkbox"/> 430 Stainless Steel <input type="checkbox"/> Galvanized sheet
Optional material for Undershelf	<input type="checkbox"/> 304 Stainless Steel <input type="checkbox"/> 430 Stainless Steel <input type="checkbox"/> Galvanized sheet
Optional material for legs	<input type="checkbox"/> 304 Stainless Steel <input type="checkbox"/> 430 Stainless Steel <input type="checkbox"/> Galvanized sheet

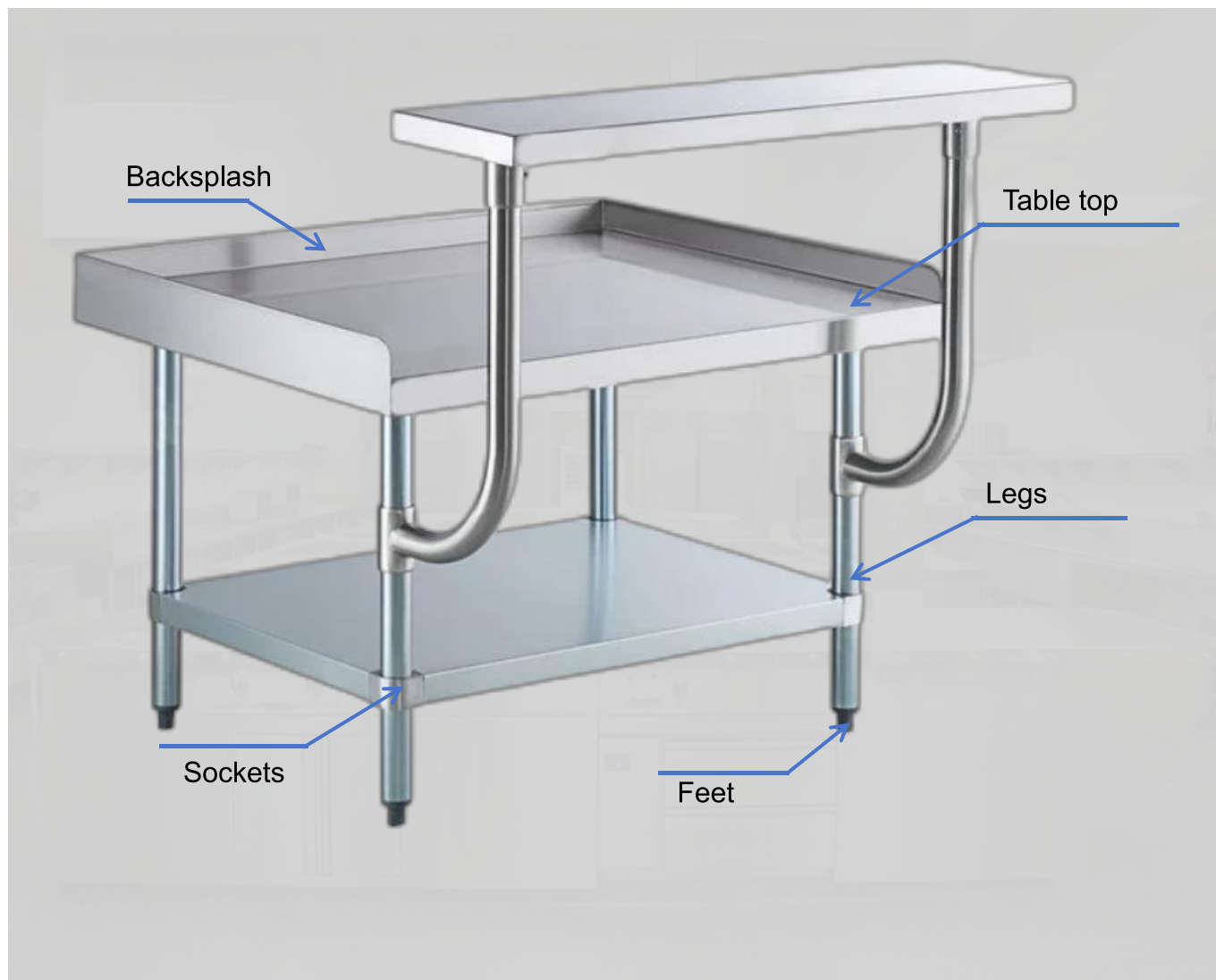
2. Feet accessories style

- ☐ Stainless bullet feet
- ☐ Plastic bullet feet
- ☐ Casters

3. Sockets style

- ☐ Aluminum castings
- ☐ Integral welding

Item No.	Length"	Width"	Height "	Table Style	Backsplash	Backsplash height(in)"	Thickness
ES-302434	30	24	34	with undershelf	three side	4	16-Gauge
ES-362434	36	24	34	with undershelf	three side	4	16-Gauge
ES-482434	48	24	34	with undershelf	three side	4	16-Gauge
ES-602434	60	24	34	with undershelf	three side	4	16-Gauge
ES*722434	72	24	34	with undershelf	three side	4	16-Gauge
ES-303034	30	30	34	with undershelf	three side	4	16-Gauge
ES-363034	36	30	34	with undershelf	three side	4	16-Gauge
ES-483034	48	30	34	with undershelf	three side	4	16-Gauge
ES-603034	60	30	34	with undershelf	three side	4	16-Gauge
ES-723034	72	30	34	with undershelf	three side	4	16-Gauge



### Top Structure

- Sound-deadened between top and channels
- Reinforced hat channel under top
- Square top edge with safety-use care



### Leg Support

- Round tube structure legs with adjustable feet, castors available
- 84" and 96" models have 6 legs for extra strength



### Note

- All products support customisation, we will meet your many custom needs!



### Under Structure

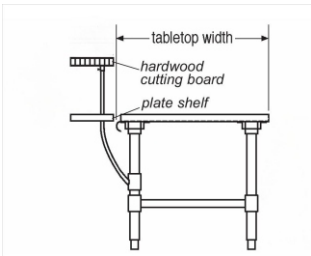
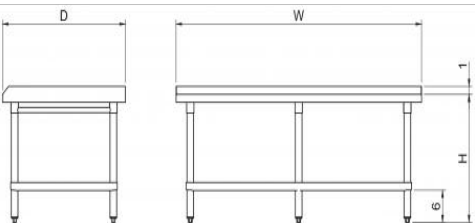
- Available in Galvanized or Stainless steel Under Shelf
- Available in Stainless steel Cross-rails Under structure



### Package

- Shipped knocked-down for saving space
- Standard exporting carton package

● Equipment stand work table with ship unassembled



Customized services available

1. Customizable material

Optional material for topsurface	<input type="checkbox"/> 304 Stainless Steel <input type="checkbox"/> 430 Stainless Steel <input type="checkbox"/> Galvanized sheet
Optional material for Undershelf	<input type="checkbox"/> 304 Stainless Steel <input type="checkbox"/> 430 Stainless Steel <input type="checkbox"/> Galvanized sheet
Optional material for legs	<input type="checkbox"/> 304 Stainless Steel <input type="checkbox"/> 430 Stainless Steel <input type="checkbox"/> Galvanized sheet

2. Feet accessories style

- ☐ Stainless bullet feet
- ☐ Plastic bullet feet
- ☐ Casters

3. Sockets style

- ☐ Aluminum castings
- ☐ Integral welding

Item No.	Length"	Width"	Height "	Table Style	Backsplash	Backsplash height(in)"	Thickness
EQWT-302434	30	24	34	with undershelf	three side	4	16-Gauge
EQWT-362434	36	24	34	with undershelf	three side	4	16-Gauge
EQWT-482434	48	24	34	with undershelf	three side	4	16-Gauge
EQWT-602434	60	24	34	with undershelf	three side	4	16-Gauge
EQWT-722434	72	24	34	with undershelf	three side	4	16-Gauge
EQWT-303034	30	30	34	with undershelf	three side	4	16-Gauge
EQWT-363034	36	30	34	with undershelf	three side	4	16-Gauge
EQWT-483034	48	30	34	with undershelf	three side	4	16-Gauge
EQWT-603034	60	30	34	with undershelf	three side	4	16-Gauge
EQWT-723034	72	30	34	with undershelf	three side	4	16-Gauge