



WUDU SINK

Xinhe Stainless Steel Products Co., LTD.

Company Profile

公司简介

江门市新荷不锈钢制品有限公司，是一家具备自主研发、专业定制能力的不锈钢制品公司，成立于1990年，总部位于中国侨都-广东江门。

我们的产品涵盖多个领域，包括家用厨房、商用厨房工程、医疗及公共设施、以及专供残疾人使用的无障碍设施，产品品类囊括：餐饮吧台、商用水槽、不锈钢马桶、尿槽、洗手池、饮水机、医用水槽、商用橱柜、商用层架、推车、厨房水槽等。

2017年,我们在越南开设分厂。现中外厂房面积共5.2万m², 员工共500多人, 自主开发模具逾5000件,每年定制研发新品达1000余款。

一直以来,我们都以精湛的工艺、卓越的品质为客户提供最优的产品,这是我们与全球多个知名品牌保持长久合作关系的基石。我们是环保材料的倡导者和使用者, 我们的产品取得CE、CUPC、Watermark等多个国际认证。

我们,有能力让复杂的设计成为现实。

Xinhe Stainless Steel Products Co., LTD. is China's premier manufacturer and supplier of stainless steel products for commercial building projects.

Since 1990, Xinhe has been consistently sought out by specifiers for stainless steel products due to a long, enviable history of providing the design industry with a vast range of world-class stainless steel products and a focus on providing unparalleled service to specifiers and contractors alike.

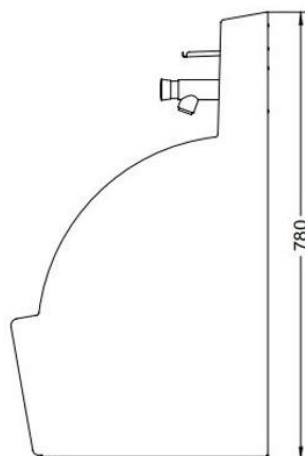

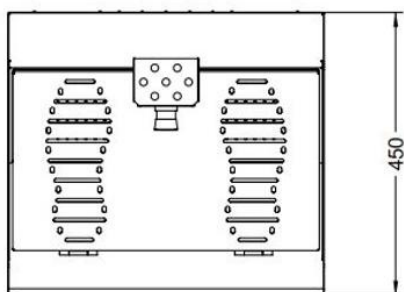
For decades, Xinhe has thrived on innovation in stainless steel fabrication. Today we have factories in Jiangmen, China and Ho Chi Minh, Vietnam, covering a total area of 52,000 square meters, and offer an extensive range of premium quality products that can be fabricated to customized specifications for individual projects. Core product ranges include stainless steel drinking fountains, basins, toilets, urinals, troughs, kitchen sinks, medical sinks, commercial sinks, commercial workstations and more.

The quality, reliability and integrity of our products is assured through our possession of the stainless steel industry's largest range of products that meet International Standards and possess the necessary CUPC, CE, WaterMark and Iso9001 certifications.



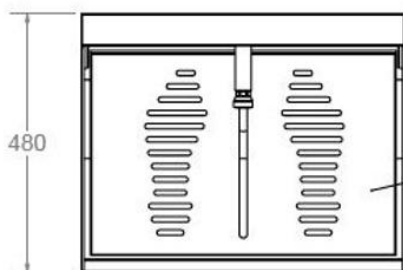
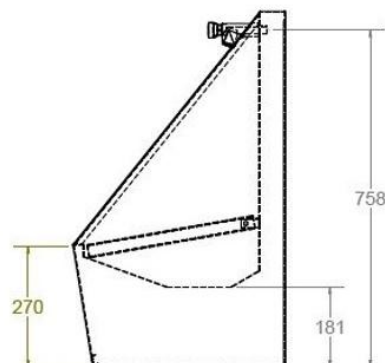
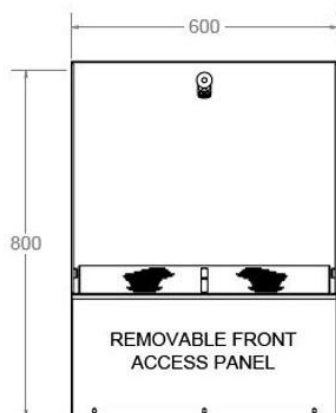
◆ WUDU-BLK

500*450*750mm



◆ WUDU-600

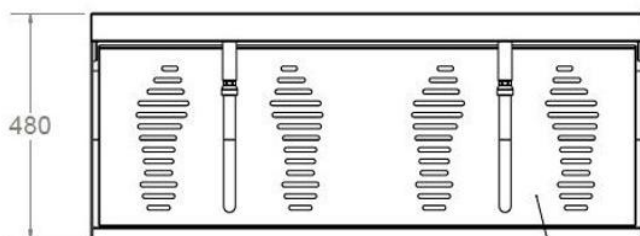
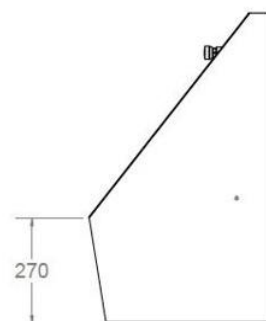
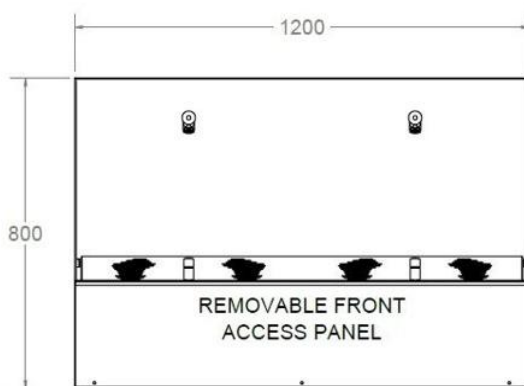
600*480*800mm



REAR HINGED FOOT GRATING

◆WUDU-1200

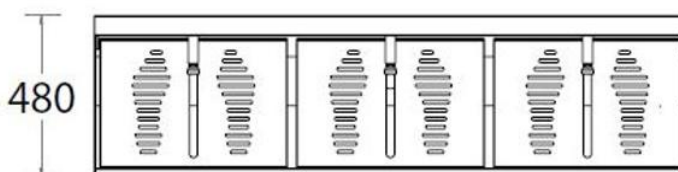
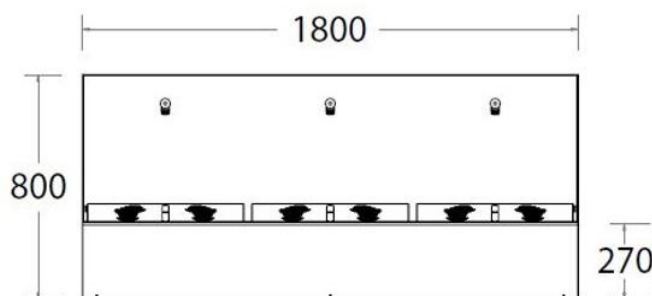
1200*480*800mm



REAR HINGED FOOT GRATING

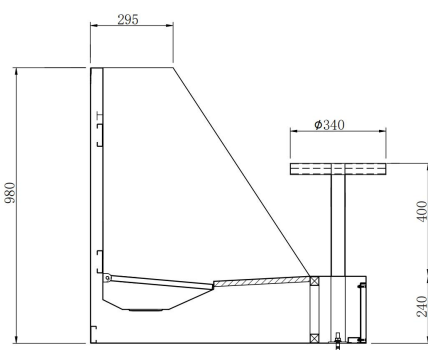
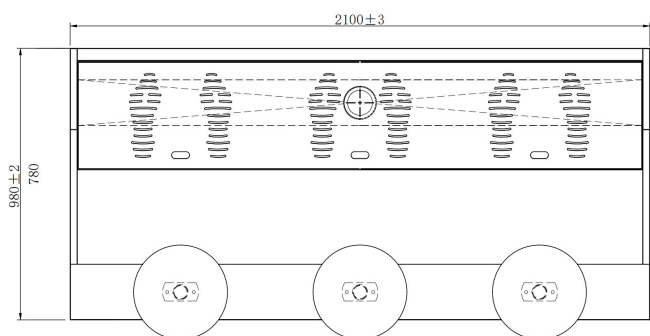
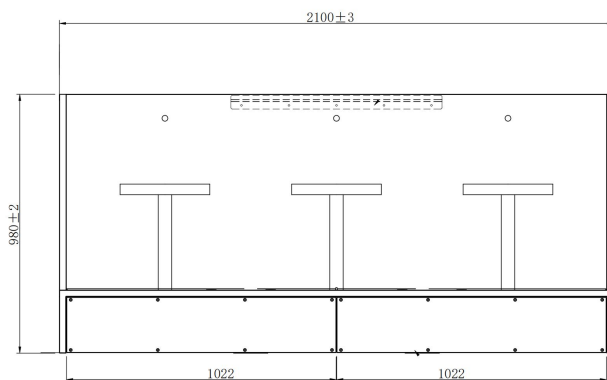
◆WUDU-1800

1800*480*800mm



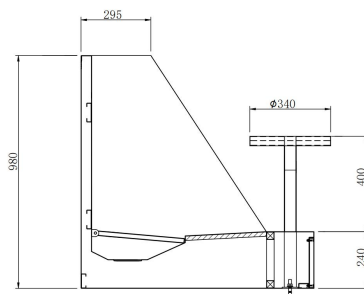
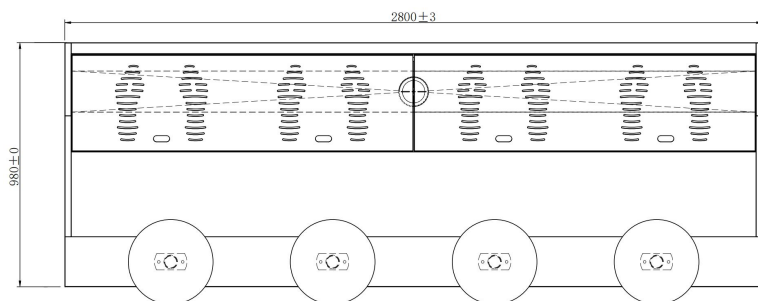
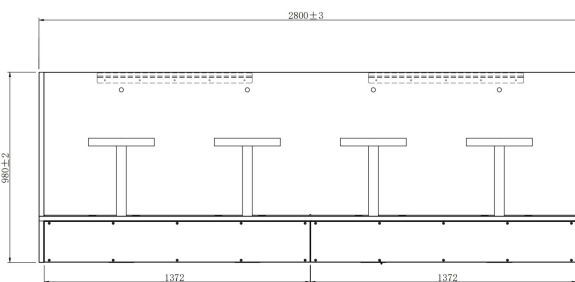
◆WUDU-2100

2100*980*980mm



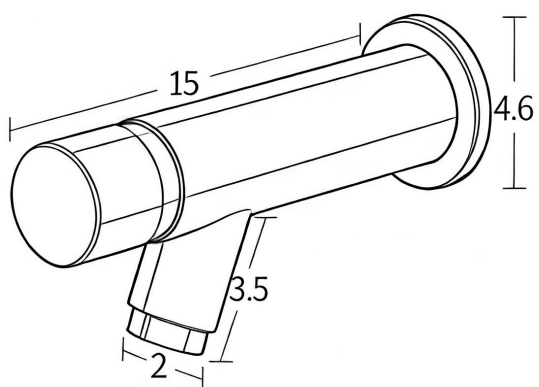
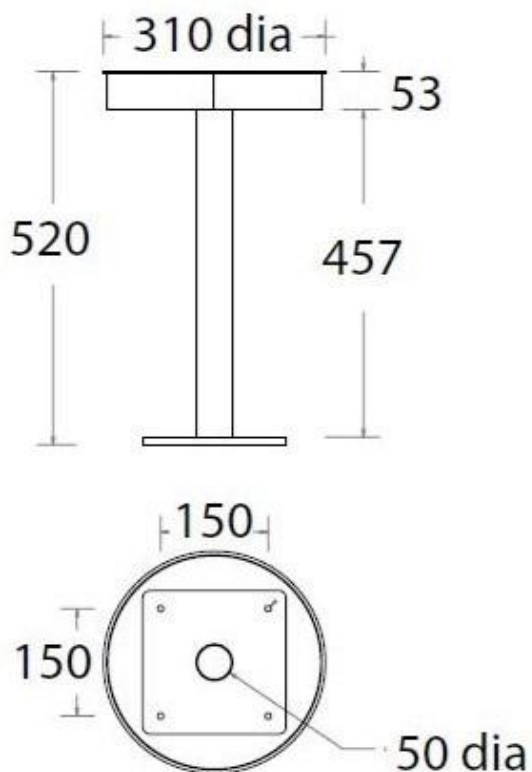
◆WUDU-1800

1800*480*800mm



Optional Accessory

Stool



Product Details



Fully welded & Refined finish 全焊接结构 & 精细表面处理

- ◆ Fully welded technique & high-end finish provides not only an elegant looking but also high durability and additional protection against stains and rust, which make it easy to clean and maintain.
- ◆ 全焊接工艺与高端表面处理不仅外观优雅，还具有高耐久性，并能有效防止污渍和锈蚀，便于清洁和维护

Material



Premium Grade 304 Stainless Steel

Perform perfectly in
Durability and corrosion
resistance.

Other Options

Grade
201
Stainless steel

Grade
316
Stainless steel